

Reading and Writing

Part 1

– 5 questions –

Look and read. Put a tick (✓) or a cross (X) in the box.
There are two examples.

Examples



This is a dog.



These are shoes.



Questions

1



This is a tablet.




2



This is a tennis racket.

☐

3



These are bananas.

☐


4



This is a beach.

☐

5



This is a rubber.

☐

Part 2

– 5 questions –

Look and read. Write **yes** or **no**.



Examples

One boy is painting a picture of a tree.

yes

You can see six children in the garden.

no

Questions

1 One kite is in the tree.

2 There are two skateboards.

3 One of the girls is wearing a baseball cap.

4 You can see the sun.


5 Two boys are riding their bikes.

Part 3

– 5 questions –

Look at the pictures. Look at the letters. Write the words.

Example



p e a r



Questions

1



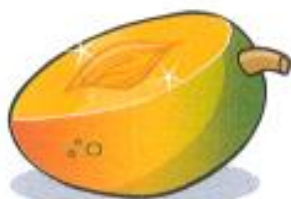


2





3





4





5





Part 4

– 5 questions –

Read this. Choose a word from the box. Write the correct word next to numbers 1–5. There is one example.

My bedroom



I sleep in a big bed in my bedroom. I've got a desk there, too. I sit on a (1) next to my desk. I like doing funny (2) of robots with my crayons. I like reading (3), too. I've got lots of toys. My favourite toy is my new (4) I love music and I'm learning the (5) I play it in my bedroom.

Example



bed



books



guitar



meatballs



chair



drink



drawings



teddy

Part 5

– 5 questions –

Look at the pictures and read the questions. Write one-word answers.



Examples

Where are the family? in the kitchen

What is Mum making? a cake

Questions

1 What is the girl giving to Mum? some



2 What are the children playing with? a

3 Where is Mum sitting? on the



4 Who's pointing at Dad? the

5 How many ice creams has Dad got?